

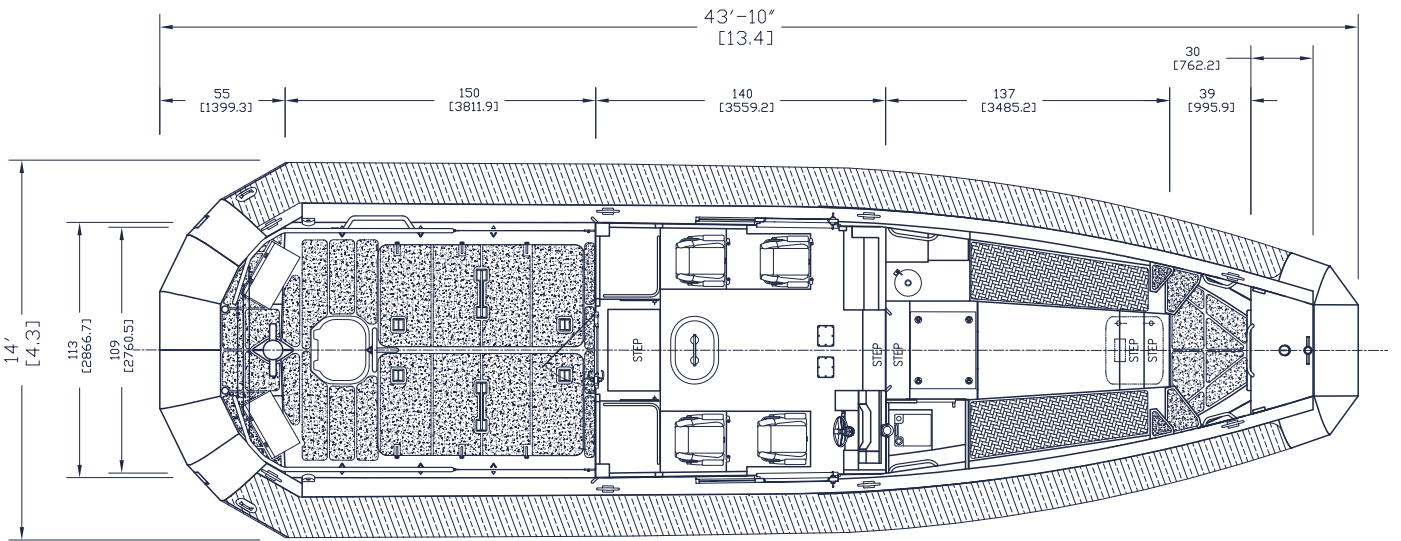
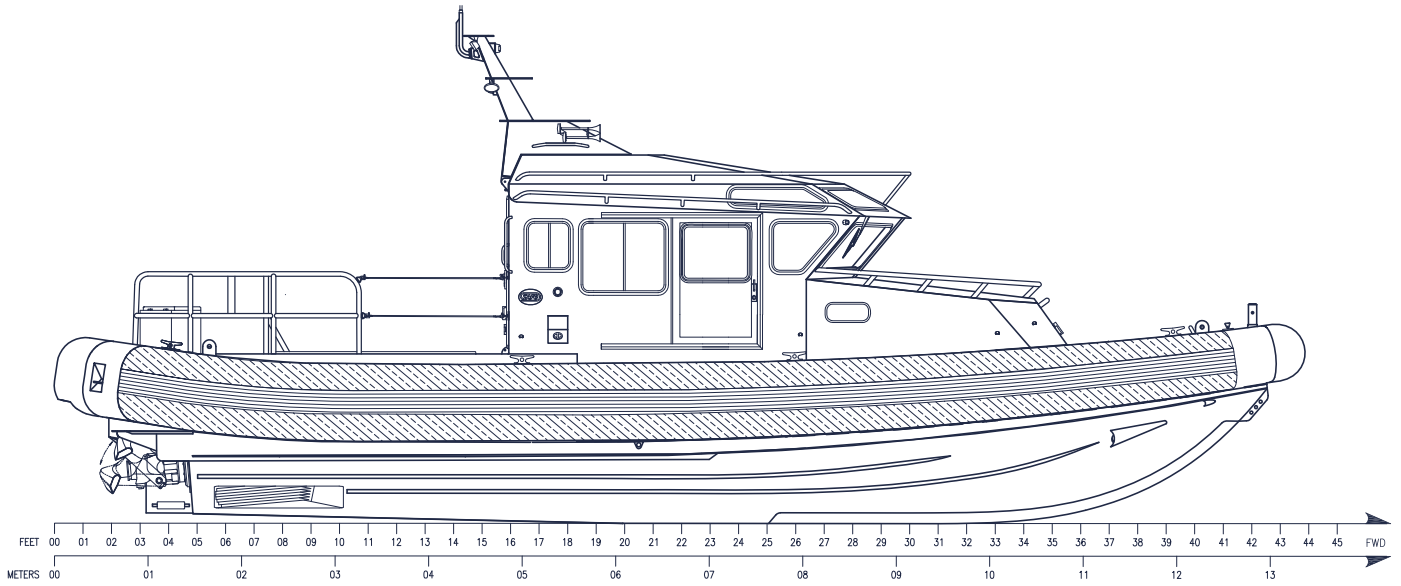
SAFE 44

FULL CABIN INBOARD



SAFE 44 FULL CABIN INBOARD

VISUAL REFERENCE + SPECIFICATIONS



Length Overall (LOA) (feet) **43'-10"**
 Length Overall (meters)..... **13.4**
 Beam Overall (BOA) (feet) **14'**
 Beam Overall (meters)..... **4.3**
 Deadrise at Transom (degrees) **25**
 Draft (engine trimmed up) (inches) **30"**
 Max HP **1,500**
 Top Speed (knots) **40**

Max Range (NM) **280 @ 30 knots**
 Fuel Cap (gal) **400**
 Seated Positions..... **14**
 Dry Weight: vessel, no engines, no fuel,
 no options, no liquids, no people, no cargo
 (approximate) (lbs) **18,500**
 Light Load: dry weight, weight of heaviest
 engines (lbs)..... **24,500**
 Operational Load (lbs) **33,340**

Cargo/Personnel Capacity-Net-Gross:
 minus weight of heaviest engines, weight of
 fuel, and options (lbs)..... **6,400**
 Height on trailer - Road Transport (feet) **14'-4"**
 Length on trailer - Road Transport
 (feet) **52'-4"**
 Weight on Trailer (lbs) **31,940**

**All specs, features and GAs shown are
 subject to change*

HULL & DECK

- 5/16" - 5086 bottom plate
- Reinforced keel beaching plate
- Fully welded performance lifting strakes
- Port and starboard water-resistant hatches with stainless steel pneumatic lift assists over engine compartment
- Water-tight inspection hatch aft of engines with ladder to engine/jet space
- Water-tight inspection hatch for tank space
- Bow storage/anchor locker with aft-facing door
- Forward cockpit with self-draining decks
- Starboard-aft deck storage box, port-aft rope storage box
- Sacrificial hull anode(s)

SUPER STRUCTURE

- Three weather-tight doors in main cabin
- Weather-tight, hinged cuddy access hatch
- Aft-sliding windows, port and starboard
- Overhead spotter windows (tinted)
- Port and starboard port lights in cuddy
- Tempered glass used in all windows
- Swing down radar mast
- Safety hand/grab rail system

COLLAR SYSTEM

- Patented 100% foam SAFE XDR-1 Extreme Duty Reinforced collar system with black rubstrake
- Available collar colors include: black, blue, gray, orange, green, red
- Aluminum air-chambered stern wrap

COATINGS, COVERINGS & LETTERING

- Upholstered headliner
- Marine-grade carpet and insulation
- Black mesh snap covers on interior storage box openings

TOWING, LIFTING & ATTACHMENT POINTS

- Eight (8), 10" cast aluminum weld-on cleats
- Custom fabricated weld on pick eyes with stainless steel inserts
- Weld-on bow eye with triple stainless steel inserts
- Weld-on transom tie downs
- Forward tow post with single stainless steel cross pin
- Aft tow bollard with single cross pin

ELECTRICAL SYSTEM & POWER GENERATION

- House battery system 24VDC - two (2) marine-grade batteries with switch
- Backlit switch panel with marine-grade switches
- Six (6) 12VDC power receptacles - two (2) on aft seatboxes, two (2) on dash and two (2) in cuddy
- Self-parking, intermittent windshield wiper system with washer

LIGHTING

- LED navigation lights (running and anchor)
- Independently controlled interior/exterior dimmable LED walkway lights
- Twelve (12) red/white dome lights - four (4) in cabin, four (4) in cuddy and four (4) in engine room

ELECTRONICS, NAVIGATION & COMMUNICATION

- Navigation horn

CREW COMFORT

- Two (2) ventilation fans
- Enclosed head in cuddy (includes chemical toilet with overboard suction fitting and removable tank)
- Galley in cuddy (includes sink, fresh water tank, and gray water tank)

SAFETY, RESCUE & DIVING EQUIPMENT

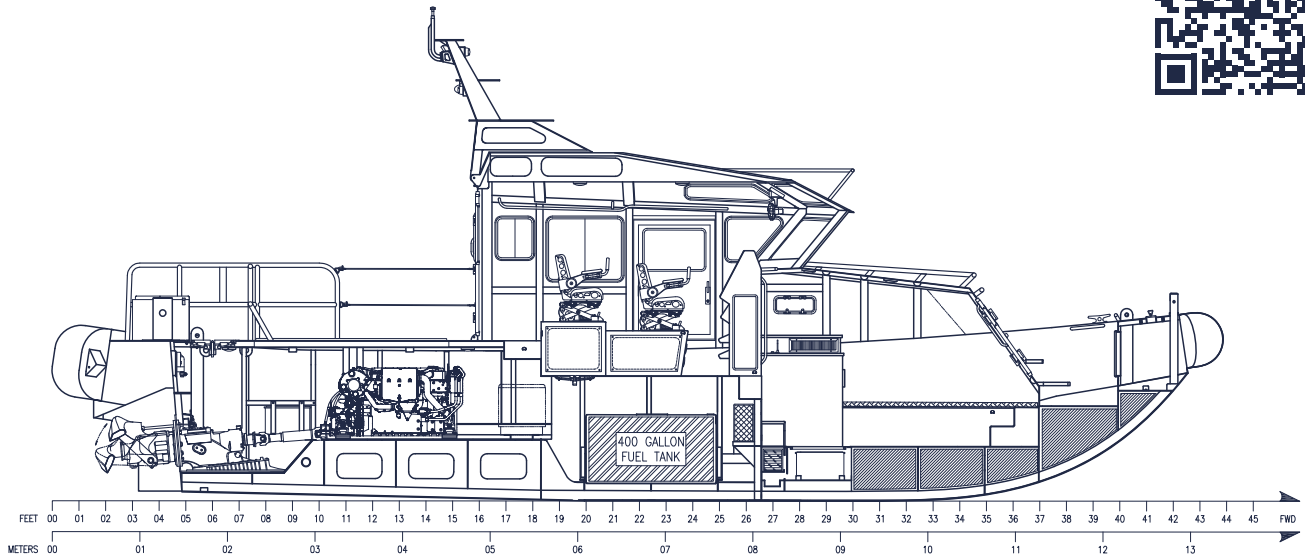
- Four (4) fire extinguishers
- CO detector(s) mounted in cabin
- Engine room fire suppression system
- Four (4) 2000GPH bilge/cabin dewatering pumps - two (2) in engine space, one (1) in tank space and one (1) in cuddy
- Life ring mount

FUEL SYSTEM

- 400-gallon fuel tank with a formed bottom (1/4" - 5086)
- Independent fuel stripping port
- Port and starboard fuel fills; unused fill can double as additional vent for accelerated filling



SAFE 44 FULL CABIN INBOARD
VISUAL REFERENCE + OPTIONAL EQUIPMENT



PROPULSION

- Engines (diesel)/Jets
- Engine(s) Rigging
- Blue Arrow Navigation

CONFIGURATION OPTIONS

- Bow Cover
- Sheer Deck
- Personnel Recovery Cut-Outs (collar)
- Electronically Actuated Drop Bow
- Electronically Actuated Drop Transom
- Aft Bimini Top
- Reinforced Push Knees
- Locker System(s)
- SAFE XDR-2 Upgrade (lines & D-rings)
- Topside/Cabin Paint
- Bottom Paint
- Tow Line Storage Spool/Cover/Line
- Interior Cabin Workstations
- Davit/Electric Winch
- Self Righting Upgrade

ELECTRONICS/LIGHTING

- Navigation Package(s)
- Side Scan Sonar
- Thermal/Low Light Camera Systems
- Loudhailer
- AIS
- Satellite Weather Receiver/Overlay
- VHF/UHF
- Wired/Wireless Intercom System
- EPIRB
- Chemical Biological Radiological Nuclear Detection Equipment (CBRNE)
- Law Enforcement Lighting Strobes/Bars (blue/red/amber)
- Searchlights
- Upgraded LED Flood Lights
- Underwater Dive Lights
- Laptop Mounting/Docking Station(s)
- Customer Furnished Equipment (CFE) Installation

OUTFIT

- Safety Kit
- Docking Kit
- Anchor Kit
- Personnel Flotation Device(s) (PFD)

TRAILERING

- Trailer with Bow Ladder
- Rolling Ship Yard Cradle

DOCUMENTATION

- Wire Label Package/Diagram(s)
- Drawing Package(s)
- Operator/Repair Manual(s)

MISCELLANEOUS

- Dive Ladder(s)
- Dive Tank Storage/holders
- Dive Light Mast
- Dive Staging Area
- Tow Light Mast
- Gun Locks/Locker(s)
- Fresh/Raw Water Washdown
- Fire Fighting Pump/Engine Systems

**All specifications and standard features are subject to change. Not all options are available on all models. Please contact SAFE Sales Department for details.*