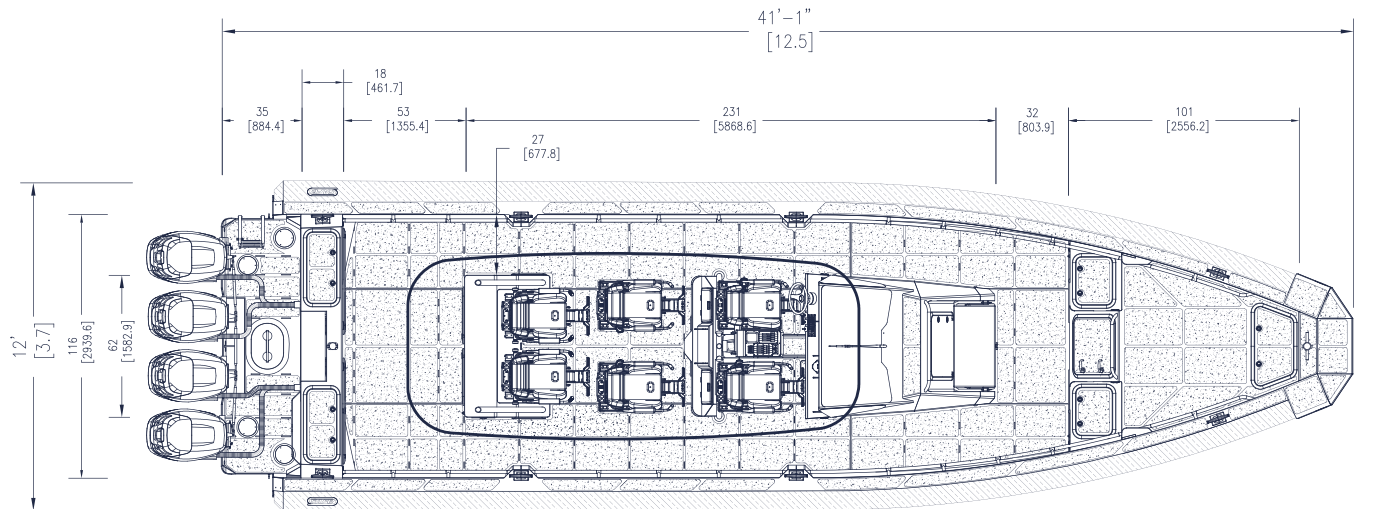
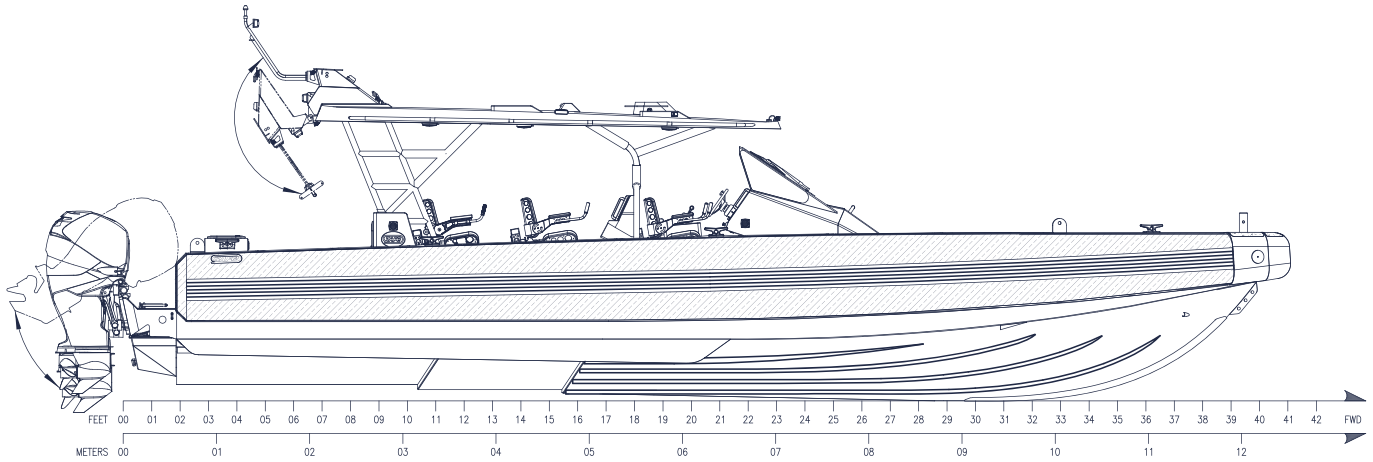


SAFE 41

INTERCEPTOR



SAFE 41 INTERCEPTOR
VISUAL REFERENCE + SPECIFICATIONS



Length Overall (LOA) (feet) **41'-1"**
 Length Overall (meters)..... **12.5**
 Beam Overall (BOA) (feet) **12'**
 Beam Overall (meters)..... **3.7**
 Deadrise at Transom (degrees) **22**
 Draft (engine trimmed up) (inches) **26"**
 Draft (engine trimmed up) (meters)..... **0.66**
 Max HP **1,600**

Top Speed (knots) **.57**
 Max Range (NM) **.375 @ 39 knots**
 Fuel Cap (gal) **550**
 Seated Positions..... **10**
 Dry Weight: vessel, no engines, no fuel,
 no options, no liquids, no people, no cargo
 (approximate) (lbs) **12,990**
 Light Load: dry weight, weight of heaviest
 engines (lbs)..... **17,083**

Operational Load (lbs) **21,208**
 Cargo/Personnel Capacity-Net-Gross:
 minus weight of heaviest engines, weight of
 fuel, and options (lbs)..... **9,160**
 Height on trailer - Road Transport (feet) .. **13'**
 Length on trailer - Road Transport
 (feet) **53'-4"**
 Weight on Trailer (lbs) **20,488**
**All specs, features and GAs shown are
 subject to change*

HULL & DECK

- SAFE Forced Air Stepped Technology (F.A.S.T.) *patent pending
- 5/16" - 5086 bottom plate with reinforced keel beaching plate
- Stepped transom with speed shoe in bottom plate
- Performance wings below collars for increased lift and stabilization while maneuvering
- Fully welded performance lifting strakes
- Self-bailing decks with high-volume scupper drains
- Forward anchor locker
- Dual aft locker system with topside access stowage and front side rigging access
- Transom inspection hatch
- Sacrificial hull anode(s)

SUPER STRUCTURE

- Aluminum T-top with enhanced visibility
- Fixed windscreen
- Swing down radar pipe arch
- Safety hand/grab rail system

CONSOLE & DASH

- Port side helm
- Seat storage box/cooler in front of console

SEATING, SEAT STORAGE & UPHOLSTERY

- Three rows of seating available (requires purchase of optional pedestal mounted seats)
- Aft storage bolster with large, aft-facing gasketed aluminum doors

COLLAR SYSTEM

- Patented 100% foam SAFE XDR-1 Extreme Duty Reinforced collar system with black substrate
- Available collar colors include: black, blue, gray, orange, green, red

COATINGS, COVERINGS & LETTERING

- Upholstered headliner
- Marine-grade carpet and insulation

TOWING, LIFTING & ATTACHMENT POINTS

- Eight (8), 10" cast aluminum weld-on cleats
- Custom fabricated weld-on pick eyes with stainless steel inserts
- Weld-on bow eye with triple stainless steel inserts
- Weld-on transom tie downs
- Forward tow post with single stainless steel cross pin
- Aft tow posts with single stainless steel cross pin
- Motor guard/tow line guide

ELECTRICAL SYSTEM & POWER GENERATION

- House battery system 12VDC - one (1) marine-grade battery with switch
- Backlit switch panel with marine-grade switches
- Four (4) 12VDC power receptacles - two (2) on dash and two (2) on mid console
- Self-parking, intermittent windshield wiper system with washer

LIGHTING

- LED navigation lights (running and anchor)
- Dimmable LED walkway lights
- Three (3) red/white dome lights - two (2) on overhead and one (1) in cuddy

ELECTRONICS, NAVIGATION & COMMUNICATION

- Navigation horn

SAFETY, RESCUE & DIVING EQUIPMENT

- Three (3) fire extinguishers
- Life ring mount
- Telescoping swim ladder mounted on outboard bracket

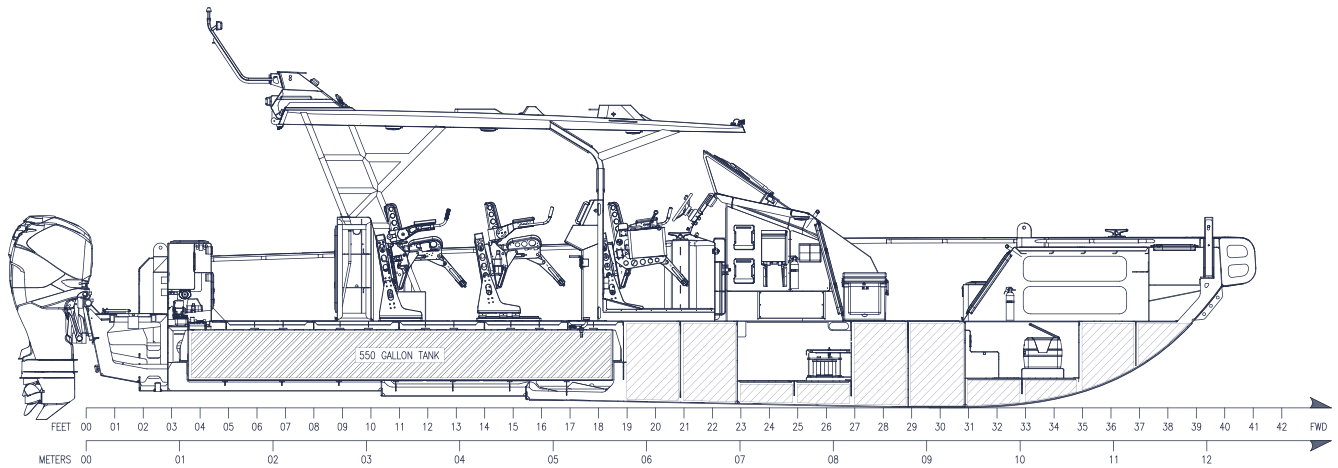
FUEL SYSTEM

- 550-gallon fuel tank with a formed bottom (1/4" - 5086)
- EPA-compliant fill and vent system with integrated check-valves, refueling vapors through carbon canister



SAFE 41 INTERCEPTOR

VISUAL REFERENCE + OPTIONAL EQUIPMENT



PROPULSION

- Engines
- Engine(s) Rigging
- Power Assist Steering Upgrade

CONFIGURATION OPTIONS

- Seat Storage Locker Forward of Console
- Flip-Up Seat Forward of Console
- Aft-Facing Seat Bolster
- Canvas Helm Enclosure
- Bimini Top
- Bow Cover
- Personnel Recovery Cut-Outs (collar)
- Hydraulically Actuated Drop Bow
- Reinforced Push Knees
- Locker System(s)
- Shock Mitigating Bolster Mounted Crew Seats
- SAFE XDR-2 Upgrade (lines & D-rings)
- Topside/Cabin Paint
- Bottom Paint
- Tow Spool/Cover/Line
- Davit/Electric Winch
- Engine Guard/Tow Line Guide (standard on some models)
- Tow Post(s) (standard on some models)

ELECTRONICS/LIGHTING

- Navigation Package(s)
- Side Scan Sonar
- Thermal/Low Light Camera Systems
- Loudhailer
- Chemical Biological Radiological Nuclear Detection Equipment (CBRNE)
- Law Enforcement Lighting Strobes/Bars (blue/red/amber)
- Searchlights
- Upgraded Flood Lights
- Underwater Dive Lights
- Laptop Mounting/Docking station(s)
- Shore Power
- Diesel Heater
- Customer Furnished Equipment (CFE) Installation

OUTFIT

- Safety Kit
- Docking Kit
- Anchor Kit
- Personnel Flotation Device(s) (PFD)

TRAILERING

- Trailer
- Rolling Ship Yard Cradle

DOCUMENTATION

- Wire Label Package/Diagram(s)
- Drawing Package(s)
- Operator/Repair Manual(s)

MISCELLANEOUS

- Fresh/Raw Water Washdown
- Dive Ladder(s)
- Dive Tank Storage/holders
- Dive Light Mast
- Tow Light Mast

**All specifications and standard features are subject to change. Not all options are available on all models. Please contact SAFE Sales Department for details.*