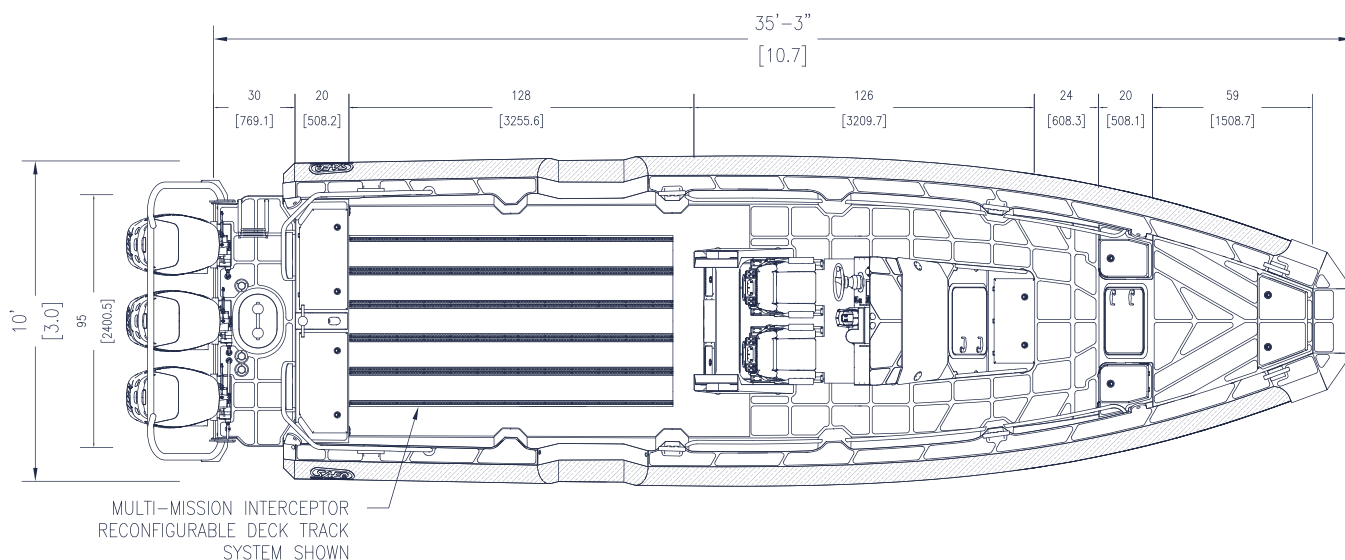
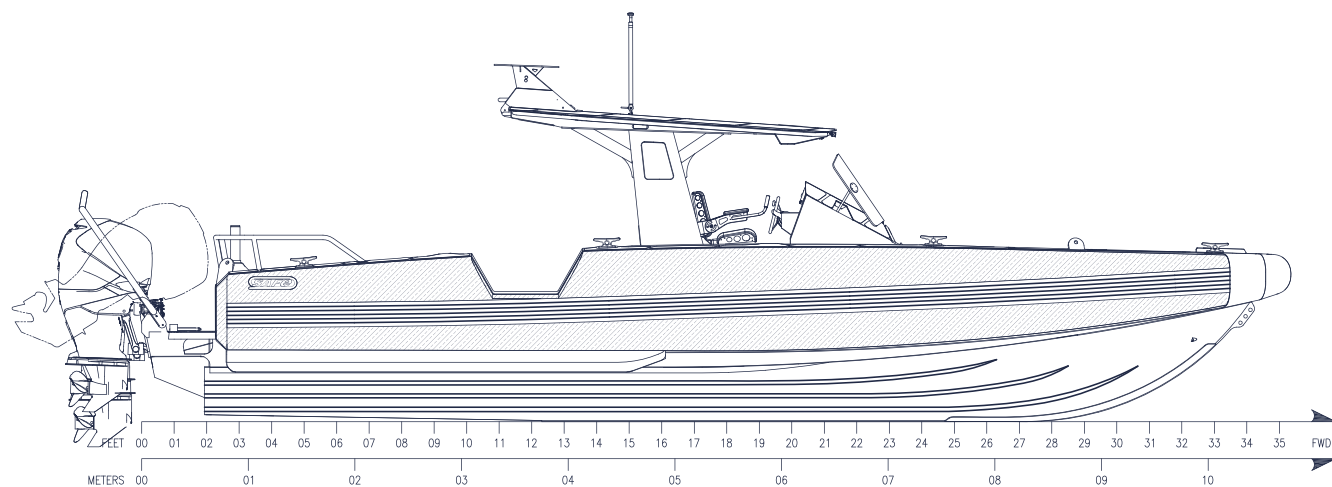


SAFE 35

INTERCEPTOR (MMI)



SAFE 35 INTERCEPTOR (MMI) VISUAL REFERENCE + SPECIFICATIONS



Length Overall (LOA) (feet)**35'-3"**
Length Overall (meters)..... **10.7**
Beam Overall (BOA) (feet) **10'**
Beam Overall (meters).....**3.05**
Deadrise at Transom (degrees) **22**
Draft (engine trimmed up) (inches) ... **24.75"**
Draft (engine trimmed up) (meters)..... **0.63**
Max HP**1,200**

Top Speed (knots) **55**
Max Range (NM)**210 @ 30 knots**
Fuel Cap (gal) **300**
Seated Positions..... **up to 14**
Dry Weight: vessel, no engines, no fuel,
no options, no liquids, no people, no cargo
(approximate) (lbs)**8,810**
Light Load: dry weight, weight of heaviest
engines (lbs).....**11,130**

Operational Load (lbs)**13,707**
Cargo/Personnel Capacity-Net-Gross:
minus weight of heaviest engines, weight of
fuel, and options (lbs)..... **4,866**
Height on trailer - Road Transport (feet) .. **12'**
Length on trailer - Road Transport
(feet)**48'-6"**
Weight on Trailer (lbs)**12,987**
**All specs, features and GAs shown are
subject to change*

HULL & DECK

- 1/4" - 5086 bottom plate
- Scantlings and plating sized per ABS HSNC rules
- Reinforced keel beaching plate
- Stepped transom with speed shoe in bottom plate
- Performance wings below collars for increased lift and stabilization while maneuvering
- Fully welded performance lifting strakes
- Self-bailing decks with high-volume scupper drains
- Bow storage/anchor locker with top access lid
- Bow cuddy locker with sheer boarding deck
- Bow cuddy steps with storage (port/starboard)
- Dual aft rigging locker system with topside lids
- Transom inspection hatch
- Sacrificial hull anode(s)

SUPER STRUCTURE

- Aluminum center console with forward access and storage locker
- Aluminum T-Top with enhanced visibility
- Aluminum bolster/T-Top structure with storage and space reservation for 2nd row electronics
- Swing down electronics/radar pod
- OHIP - Overhead instrument panel
- Safety hand/grab rail system

CONSOLE & DASH

- Console width four feet (1.22m)
- Port side helm with center binnacle
- Electronically controlled adjustable dual-ram windscreen
- Safety handrails

SEATING, SEAT STORAGE & UPHOLSTERY

- Two (2) SHOXS 6800 flip-up, shock-mitigated seats with seat belts fore/aft and height adjust
- Two (2) SHOXS adjustable footrests mounted on center console for coxswain and navigator
- Additional seating packages available as options
- Upholstered seats (with backrest) on aft rigging locker system

COLLAR SYSTEM

- Patented 100% foam SAFE XDR-1 Extreme Duty Reinforced Collar System with black rub strake
- Available collar colors include: black, blue, gray, orange, green, red
- Port and Starboard Personnel Recovery Collar Cut-Outs (PRC)

COATINGS, COVERINGS & LETTERING

- Black non-skid decks and gunnels
- Gray rubberized dash skid
- Rear deck matting

TOWING, LIFTING & ATTACHMENT POINTS

- Six (6), 10" cast aluminum weld-on cleats
- Custom fabricated weld-on pick eyes with stainless steel inserts
- Stem bar integrated bow eye with stainless steel inserts
- Weld-on transom tie downs
- Aft tow posts with single stainless steel cross pin
- Motor guard/tow line guide

ELECTRICAL SYSTEM & POWER GENERATION

- House battery system 12VDC - one (1) marine-grade battery with switch
- Four (4) 12VDC power receptacles - two (2) on dash, two (2) on bolster
- Digital switching for all lighting

LIGHTING

- LED navigation lights (running and anchor)
- Independently controlled interior/exterior dimmable LED walkway lights
- Two (2) red/white overhead LED strip lights under T-Top
- One (1) red/white overhead LED dome light in cuddy
- One (1) red/white overhead LED dome light in console
- Four (4) flood/blue-strobe LED lights - one (1) port, One (1) starboard, two (2) aft deck

ELECTRONICS, NAVIGATION & COMMUNICATION

- Navigation horn

SAFETY, RESCUE & DIVING EQUIPMENT

- Two (2) fire extinguishers
- One (1) stern auto/man 2000 GPH bilge pump with high water alarm switch
- One (1) console compartment 1100 GPH bilge pump
- Life ring mount
- Telescoping swim ladder mounted on outboard bracket

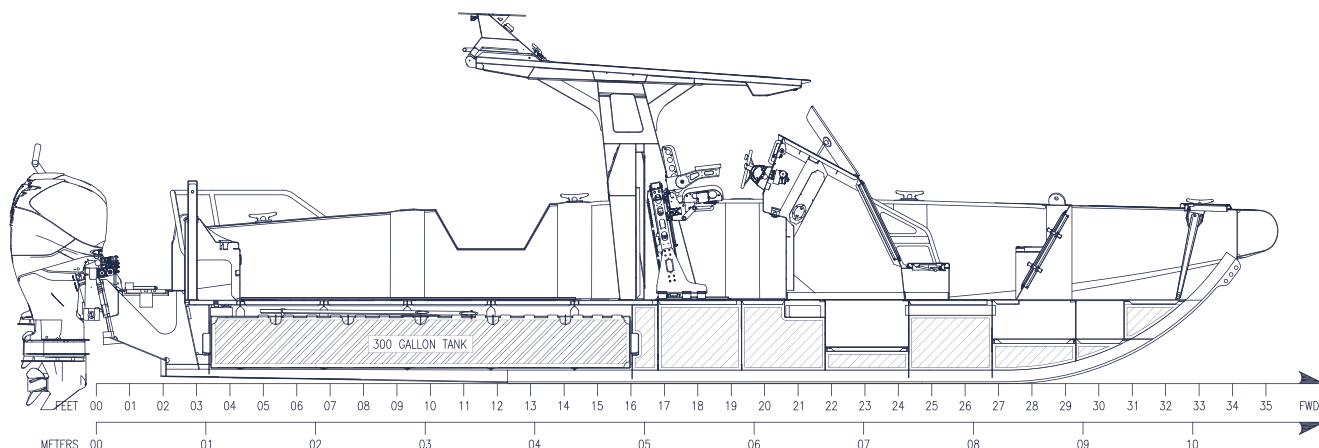
FUEL SYSTEM

- 300-gallon fuel tank with a formed bottom (1/4" - 5086)
- EPA compliant fill and vent system with integrated check-valves, refueling vapors through carbon canister



SAFE 35 INTERCEPTOR (MMI)

VISUAL REFERENCE + OPTIONAL EQUIPMENT



PROPULSION

- Engines
- Engine(s) Rigging
- Power Assist Steering Upgrade

CONFIGURATION OPTIONS

- Upgraded Additional Premium Shock Mitigating Crew Seats SAFE XDR-2 Upgrade (lines & D-rings)
- Topside/Cabin Paint
- Bottom Paint

ELECTRONICS/LIGHTING

- Navigation Package(s)
- Side Scan Sonar
- Thermal/Low Light Camera Systems
- Loudhailer
- AIS
- Satellite Weather Receiver/Overlay
- VHF/UHF
- David Clark Wireless Intercom System
- EPIRB

- Law Enforcement Lighting Strobes/Bars (blue/red/amber)
- Searchlight
- Upgraded Flood Lights
- Underwater Dive Lights
- Laptop Mounting/Docking Station(s)
- Customer Furnished Equipment (CFE) Installation
- Shore Power

OUTFIT/SPARES

- Safety Kit
- Docking Kit
- Anchor Kit
- Personnel Flotation Device(s) (PFD)
- Engine Spares Kit

TRAILERING

- Trailer
- Rolling Ship Yard Cradle

DOCUMENTATION

- Wire Label Package/Diagram(s)
- Drawing Package(s)
- Operator/Repair Manual(s)

MISCELLANEOUS

- Dive Tank Storage/Holders
- Dive Light Mast
- Tow Light Mast

**All specifications and standard features are subject to change. Not all options are available on all models. Please contact SAFE Sales Department for details.*