

11 12 13 14 15 16 17 18 19 20 21 22 23 24 25 26 27 28 29 30 31 32

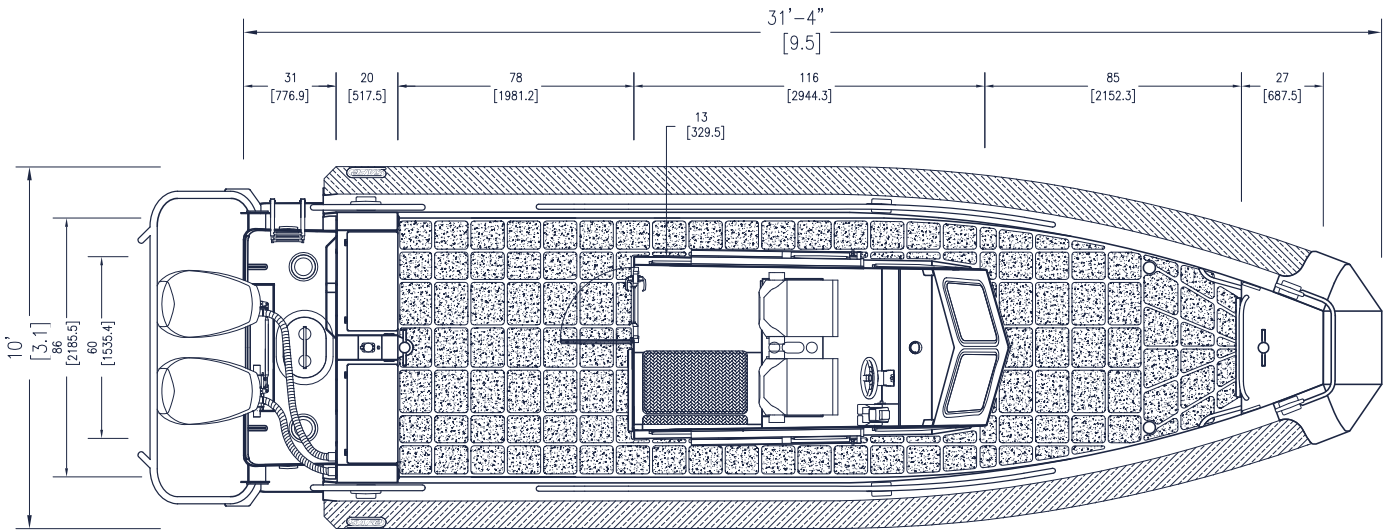
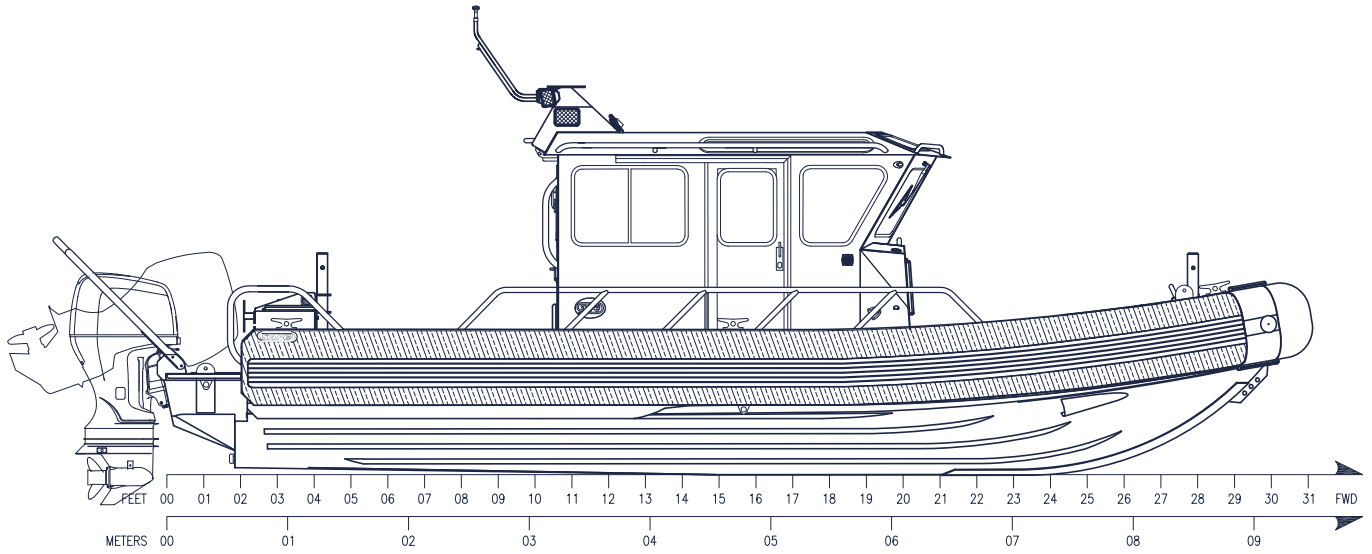
04 05 06 07 08 09

# SAFE 29

**WALK AROUND CABIN**



**SAFE 29 WALK AROUND CABIN**  
**VISUAL REFERENCE + SPECIFICATIONS**



Length Overall (LOA) (feet) . . . . .	<b>31'-4"</b>
Length Overall (meters) . . . . .	<b>9.6</b>
Beam Overall (BOA) (feet) . . . . .	<b>10'</b>
Beam Overall (meters) . . . . .	<b>3.1</b>
Deadrise at Transom (degrees) . . . . .	<b>25</b>
Draft (engine trimmed up) (inches) . . . . .	<b>20"</b>
Max HP . . . . .	<b>850</b>
Top Speed (knots) . . . . .	<b>52</b>

Max Range (NM) . . . . .	<b>315 with 10% reserve</b>
Fuel Cap (gal) . . . . .	<b>250</b>
Seated Positions . . . . .	<b>6</b>
Light Ship: dry weight, weight of heaviest engines (lbs) . . . . .	<b>9,700</b>
Operational Load (lbs) . . . . .	<b>10,725</b>
Maximum payload: includes personnel, gear, and other customer-specific equipment. Does not include fuel (lbs) . . . . .	<b>4,300</b>

Height on trailer - Road Transport (feet) . . . . .	<b>11'-6"</b>
Length on trailer - Road Transport (feet) . . . . .	<b>42'-4"</b>
Weight on Trailer (lbs) . . . . .	<b>14,625</b>

*\*All specs, features and GAs shown are subject to change*

## HULL & DECK

- 5/16" - 5086 bottom plate
- Reinforced keel beaching plate
- Stepped transom with speed shoe in bottom plate
- Performance wings below collars for increased lift and stabilization while maneuvering
- Fully welded performance lifting strakes
- Self-bailing decks with high-volume scupper drains
- Easy access port and starboard walkways between the cabin and gunnels
- Bow storage/anchor locker with aft-facing door
- Dual aft rigging locker system with topside access
- Transom inspection hatch
- Sacrificial hull anode(s)

## SUPER STRUCTURE

- Three weather-tight doors in main cabin
- Weather-tight, hinged cuddy access hatch
- Two (2) aft-sliding, weather-tight windows, port and starboard
- Overhead spotter windows (tinted)
- Tempered glass used in all windows
- Safety hand/grab rail system
- Swing down radar pod

## CONSOLE & DASH

- Starboard side helm
- OHIP - Over Head Instrument Panel

## COLLAR SYSTEM

- Patented 100% foam SAFE XDR-1 Extreme Duty Reinforced collar system with black rubstrake
- Available collar colors include: black, blue, gray, orange, green, red

## COATINGS, COVERINGS & LETTERING

- Marine-grade carpet and insulation
- Upholstered headliner
- Black mesh snap covers on interior storage box openings

## TOWING, LIFTING & ATTACHMENT POINTS

- Six (6), 10" cast aluminum weld-on cleats
- Custom fabricated weld-on pick eyes with stainless steel inserts
- Weld-on bow eye with triple stainless steel inserts
- Weld-on transom tie downs
- Fore and aft tow posts with single stainless steel cross pin
- Motor guard/tow line guide

## ELECTRICAL SYSTEM & POWER GENERATION

- House battery system 12VDC - one (1) marine-grade battery with switch
- Backlit switch panel with marine-grade switches
- Four (4) 12VDC power receptacles - two (2) on dash and two (2) on arch
- Self-parking, intermittent windshield wiper system with washer

## LIGHTING

- LED navigation lights (running and anchor)
- Independently controlled interior/exterior dimmable LED walkway lights
- Two (2) red/white dome lights in cabin

## ELECTRONICS, NAVIGATION & COMMUNICATION

- Navigation horn

## CREW COMFORT

- Two (2) ventilation fans

## SAFETY, RESCUE & DIVING EQUIPMENT

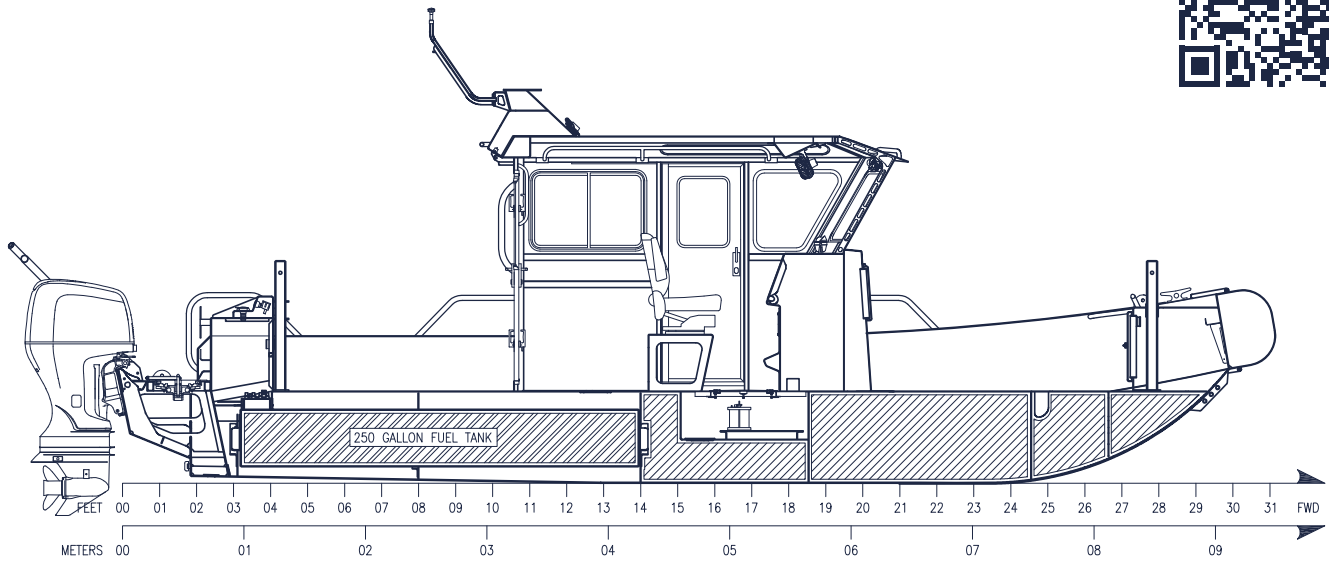
- Three (3) fire extinguishers
- Life ring mount
- Cabin dewatering pump, 1100 GPH
- 1100 GPH bilge pump in outboard bracket
- CO detector(s) mounted in cabin
- Telescoping swim ladder mounted on outboard bracket

## FUEL SYSTEM

- 250-gallon fuel tank with a formed bottom (1/4" - 5086)
- EPA-compliant fill and vent system with integrated check-valves, refueling vapors through carbon canister



**SAFE 29 WALK AROUND CABIN**  
VISUAL REFERENCE + OPTIONAL EQUIPMENT



**PROPULSION**

- Engines
- Engine(s) Rigging
- Power Assist Steering Upgrade

**CONFIGURATION OPTIONS**

- Bow Cover
- Sheer Deck
- Personnel Recovery Cut-Outs (collar)
- Electronically Actuated Drop Bow
- Aft Bimini Top
- Reinforced Push Knees
- Locker System(s)
- Upgraded Premium Shock Mitigating Crew Seats
- SAFE XDR-2 Upgrade (lines & D-rings)
- Topside/Cabin Paint
- Bottom Paint
- Tow Line Storage Spool/Cover/Line
- Interior Cabin Workstations
- Davit/Electric Winch
- Engine Guard/Tow Line Guide (standard on some models)
- Tow Post(s) (standard on some models)

**ELECTRONICS/LIGHTING**

- Navigation Package(s)
- Side Scan Sonar
- Thermal/Low Light Camera Systems
- Loudhailer
- AIS
- Satellite Weather Receiver/Overlay
- VHF/UHF
- Wired/Wireless Intercom System
- EPIRB
- Chemical Biological Radiological Nuclear Detection Equipment (CBRNE)
- Law Enforcement Lighting Strobes/Bars (blue/red/amber)
- Searchlights
- Upgraded LED Flood Lights
- Underwater Dive Lights
- Laptop Mounting/Docking Station(s)
- Customer Furnished Equipment (CFE) Installation

**CREW COMFORT**

- Generator
- Extreme Weather Generator Upgrade
- Air Conditioning
- Diesel Heater
- Shore Power
- Fresh/Raw Water Washdown

**OUTFIT**

- Safety Kit
- Docking Kit
- Anchor Kit
- Personnel Flotation Device(s) (PFD)

**TRAILERING**

- Trailer with Bow Ladder
- Rolling Ship Yard Cradle

**DOCUMENTATION**

- Wire Label Package/Diagram(s)
- Drawing Package(s)
- Operator/Repair Manual(s)

**MISCELLANEOUS**

- Dive Ladder(s)
- Dive Tank Storage/Holders
- Dive Light Mast
- Tow Light Mast
- Gun Locks/Locker(s)
- Fire Fighting Pump/Engine Systems

*\*All specifications and standard features are subject to change. Not all options are available on all models. Please contact SAFE Sales Department for details.*