

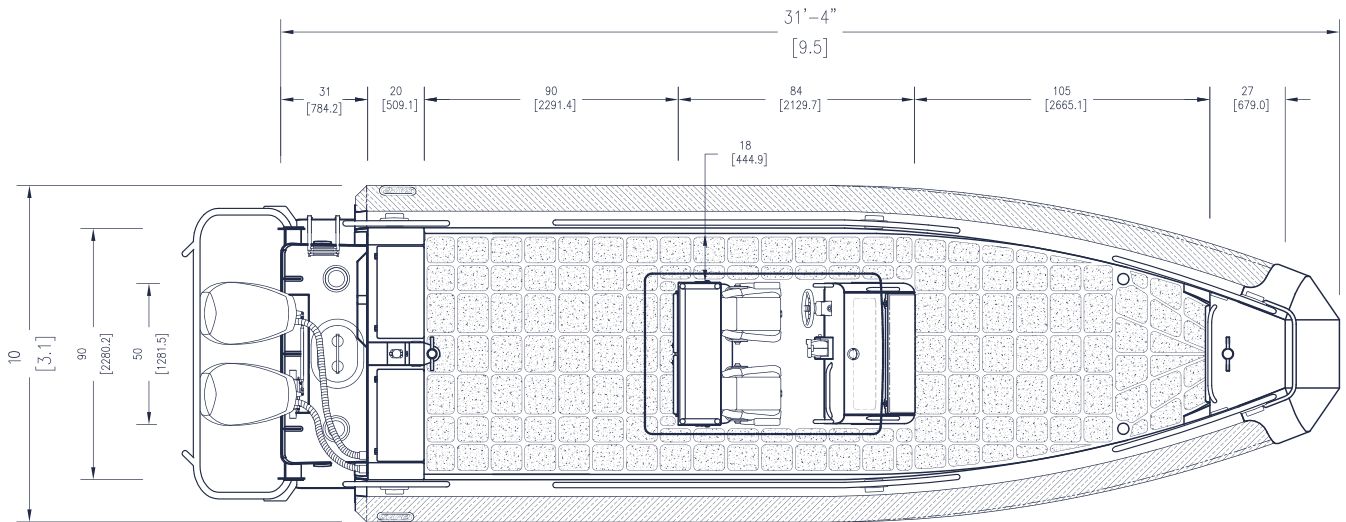
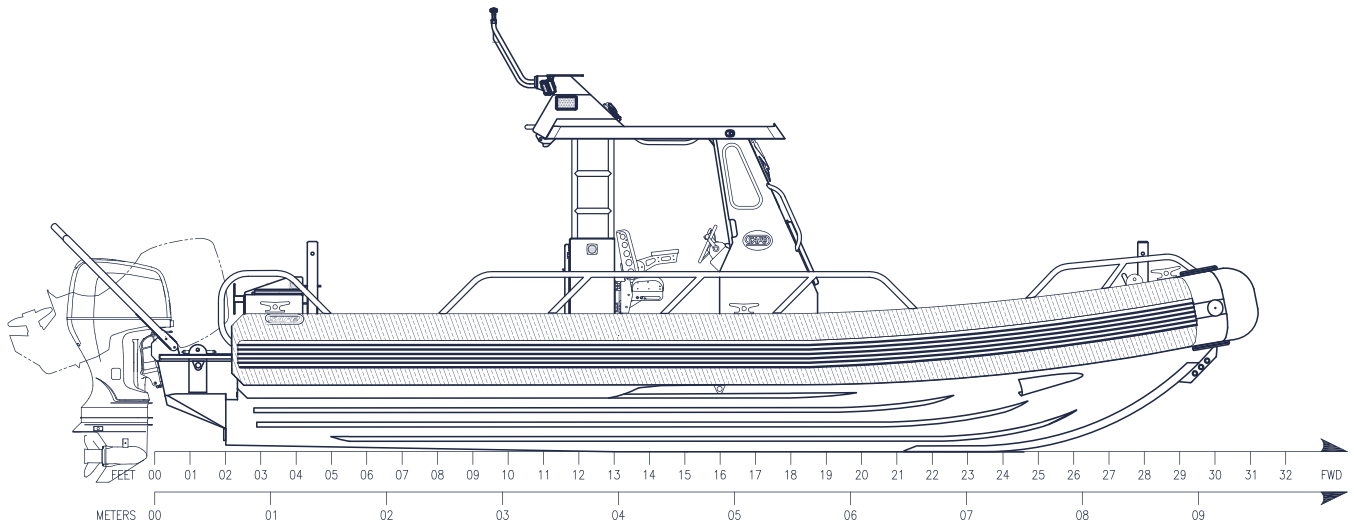


# SAFE 29

**CENTER CONSOLE**



**SAFE 29 CENTER CONSOLE**  
**VISUAL REFERENCE + SPECIFICATIONS**



Length Overall (LOA) (feet) ..... **31'-4"**  
 Length Overall (meters).....**9.6**  
 Beam Overall (BOA) (feet) ..... **10'**  
 Beam Overall (meters)..... **3.1**  
 Deadrise at Transom (degrees) ..... **25**  
 Draft (engine trimmed up) (inches) ..... **22"**  
 Max HP ..... **850**  
 Top Speed (knots) ..... **51**

Max Range (NM) ..... **.365 @ 32 knots**  
 Fuel Cap (gal) ..... **250**  
 Seated Positions.....**6**  
 Dry Weight: vessel, no engines, no fuel,  
 no options, no liquids, no people, no cargo  
 (approximate) (lbs) ..... **6,561**  
 Light Load: dry weight, weight of heaviest  
 engines (lbs)..... **8,614**  
 Operational Load (lbs) ..... **10,882**

Cargo/Personnel Capacity-Net-Gross:  
 minus weight of heaviest engines, weight of  
 fuel, and options (lbs)..... **4,869**  
 Height on trailer - Road Transport (feet) . **12'**  
 Length on trailer - Road Transport  
 (feet) ..... **44'-6"**  
 Weight on Trailer (lbs) ..... **10,162**

*\*All specs, features and GAs shown are  
 subject to change*

## **HULL & DECK**

- 5/16" - 5086 bottom plate
- Reinforced keel beaching plate
- Stepped transom with speed shoe in bottom plate
- Performance wings below collars for increased lift and stabilization while maneuvering
- Fully welded performance lifting strakes
- Self-bailing decks with high-volume scupper drains
- Bow storage/anchor locker with aft-facing door
- Dual aft rigging locker system with topside access
- Transom inspection hatch
- Sacrificial hull anode(s)

## **SUPER STRUCTURE**

- Aluminum T-top with rain capture ring and down spouts to self-bailing deck
- Laminated safety glass windshield and side windows with blow-out resistant gasket
- Swing down radar pod
- Safety hand/grab rail system

## **CONSOLE & DASH**

- Port side helm
- OHIP - Over Head Instrument Panel

## **SEATING, SEAT STORAGE & UPHOLSTERY**

- Two (2) flip-up seats with seat belts mounted on bolster storage box
- Aft storage bolster with large aft-facing gasketed aluminum doors

## **COLLAR SYSTEM**

- Patented 100% foam SAFE XDR-1 Extreme Duty Reinforced collar system with black rubstrake
- Available collar colors include: black, blue, gray, orange, green, red

## **COATINGS, COVERINGS & LETTERING**

- Upholstered headliner

## **TOWING, LIFTING & ATTACHMENT POINTS**

- Six (6), 10" cast aluminum weld-on cleats
- Custom fabricated weld-on pick eyes with stainless steel inserts
- Weld-on bow eye with triple stainless steel inserts
- Weld-on transom tie downs
- Fore and aft tow posts with single stainless steel cross pin
- Motor guard/tow line guide

## **ELECTRICAL SYSTEM & POWER GENERATION**

- House battery system 12VDC - one (1) marine-grade battery with switch
- Backlit switch panel with marine-grade switches
- Four (4) 12VDC power receptacles - two (2) on dash and two (2) on arch
- Self-parking, intermittent windshield wiper system with washer

## **LIGHTING**

- LED navigation lights (running and anchor)
- Independently controlled interior/exterior dimmable LED walkway lights
- Red/white overhead dome light

## **ELECTRONICS, NAVIGATION & COMMUNICATION**

- Navigation horn

## **SAFETY, RESCUE & DIVING EQUIPMENT**

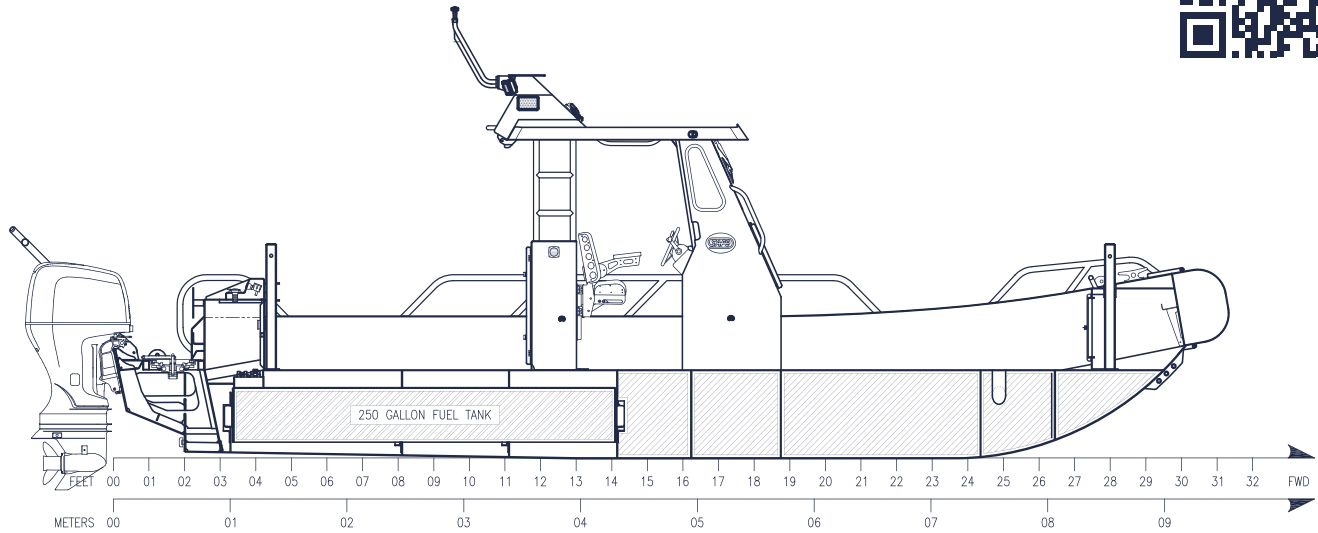
- Two (2) fire extinguishers
- Life ring mount
- Telescoping swim ladder mounted on outboard bracket

## **FUEL SYSTEM**

- 250-gallon fuel tank with a formed bottom (1/4" - 5086)
- EPA-compliant fill and vent system with integrated check-valves, refueling vapors through carbon canister



**SAFE 29 CENTER CONSOLE**  
VISUAL REFERENCE + OPTIONAL EQUIPMENT



**PROPULSION**

- Engines
- Engine(s) Rigging
- Power Assist Steering Upgrade

**CONFIGURATION OPTIONS**

- Seat Storage Locker Forward of Console
- Flip-Up Seat Forward of Console
- Aft-facing Seat Bolster
- Canvas Helm Enclosure
- Bimini Top
- Bow Cover
- Personnel Recovery Cut-Outs (collar)
- Hydraulically Actuated Drop Bow
- Reinforced Push Knees
- Locker System(s)
- Shock Mitigating Bolster Mounted Crew Seats
- SAFE XDR-2 Upgrade (lines & D-rings)
- Topside/Cabin Paint
- Bottom Paint
- Tow Spool/Cover/Line
- Davit/Electric Winch
- Engine Guard/Tow Line Guide (standard on some models)
- Tow Post(s) (standard on some models)

**ELECTRONICS/LIGHTING**

- Navigation Package(s)
- Side Scan Sonar
- Thermal/Low Light Camera Systems
- Loudhailer
- AIS
- Satellite Weather Receiver/Overlay
- VHF/UHF
- Wired/Wireless Intercom System
- EPIRB
- Chemical Biological Radiological Nuclear Detection Equipment (CBRNE)
- Law Enforcement Lighting Strobes/Bars (blue/red/amber)
- Searchlights
- Upgraded Flood Lights
- Underwater Dive Lights
- Laptop Mounting/Docking station(s)
- Shore Power
- Diesel Heater
- Customer Furnished Equipment (CFE) Installation

**OUTFIT**

- Safety Kit
- Docking Kit
- Anchor Kit
- Personnel Flotation Device(s) (PFD)

**TRAILERING**

- Trailer
- Rolling Ship Yard Cradle

**DOCUMENTATION**

- Wire Label Package/Diagram(s)
- Drawing Package(s)
- Operator/Repair Manual(s)

**MISCELLANEOUS**

- Fresh/Raw Water Washdown
- Dive Ladder(s)
- Dive Tank Storage/holders
- Dive Light Mast
- Tow Light Mast
- Gun Locks/Locker(s)
- Fire Fighting Pump/Engine Systems

*\*All specifications and standard features are subject to change. Not all options are available on all models. Please contact SAFE Sales Department for details.*