

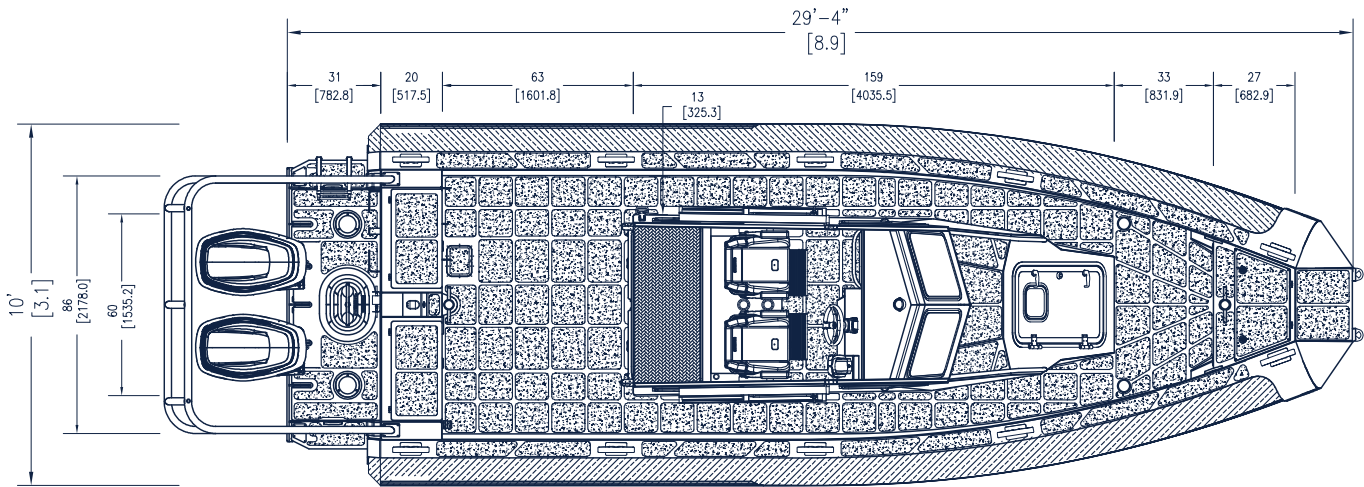
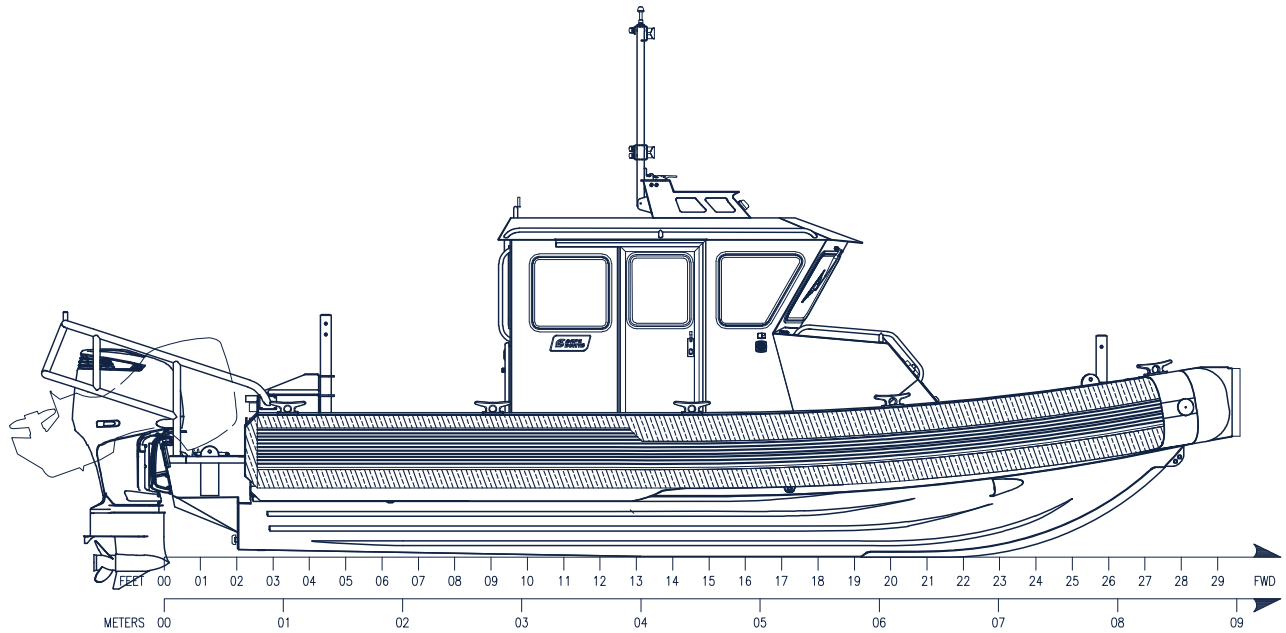
SAFE 27

WALK AROUND CABIN - TOW BOAT



# SAFE 27 WALK AROUND CABIN - TOW BOAT

**VISUAL REFERENCE + SPECIFICATIONS**



Length Overall (LOA) (feet) .....**29'-4"**  
 Length Overall (meters).....**8.9**  
 Beam Overall (BOA) (feet) .....**10'**  
 Beam Overall (meters)..... **3.1**  
 Deadrise at Transom (degrees) ..... **25**  
 Draft (engine trimmed up) (inches) ..... **25"**  
 Max HP ..... **700**  
 Top Speed (knots) ..... **46**

Max Range (NM) ..... **260 @ 28 knots**  
 Fuel Cap (gal) ..... **200**  
 Seated Positions.....**6**  
 Dry Weight: vessel, no engines, no fuel,  
 no options, no liquids, no people, no cargo  
 (approximate) (lbs) .....**7,432**  
 Light Load: dry weight, weight of heaviest  
 engines (lbs).....**9,572**  
 Operational Load (lbs) .....**11,530**

Cargo/Personnel Capacity-Net-Gross:  
 minus weight of heaviest engines, weight of  
 fuel, and options (lbs)..... **4,132**  
 Height on trailer - Road Transport (feet) . . **12'**  
 Length on trailer - Road Transport  
 (feet).....**42'-6"**  
 Weight on Trailer (lbs) ..... **10,810**

*\*All specs, features and GAs shown are  
 subject to change*

## HULL & DECK

- 5/16" - 5086 bottom plate
- Reinforced keel beaching plate
- Stepped transom with speed shoe in bottom plate
- Performance wings below collars for increased lift and stabilization while maneuvering
- Fully welded performance lifting strakes
- Self-bailing decks with high-volume scupper drains
- Easy access port and starboard walkways between the cabin and gunnels
- Bow storage/anchor locker
- Dual aft rigging locker system with topside access
- Transom inspection hatch
- Sacrificial hull anode(s)

## SUPER STRUCTURE

- Two weather-tight doors in main cabin
- Weather-tight, hinged cuddy access hatch
- One (1) aft-sliding window
- Tempered glass used in all windows
- Safety hand/grab rail system
- Forward cuddy cabin for equipment storage with weather-tight access door

## CONSOLE & DASH

- Starboard side helm
- OHIP - Over Head Instrument Panel

## COLLAR SYSTEM

- Patented 100% foam SAFE XDR-1 Extreme Duty Reinforced collar system
- Reinforced, heavy-duty collar rubstrake
- Available collar colors include: black, blue, gray, orange, green, red

## COATINGS, COVERINGS & LETTERING

- Marine-grade carpet and insulation
- Upholstered headliner
- Black mesh snap covers on interior storage box openings

## TOWING, LIFTING & ATTACHMENT POINTS

- Ten (10), 10" cast aluminum weld-on cleats
- Custom fabricated weld-on pick eyes with stainless steel inserts

- Weld-on bow eye with triple stainless steel inserts
- Weld-on transom tie downs
- Reinforced fore and aft tow posts with single stainless steel cross pin
- Reinforced, heavy-duty motor guard with tow line guides
- Integrated push knees

## ELECTRICAL SYSTEM & POWER GENERATION

- House battery system 12VDC - one (1) marine-grade battery with switch
- Backlit switch panel with marine-grade switches
- Four (4) 12VDC power receptacles - two (2) on dash and two (2) on arch
- Self-parking, intermittent windshield wiper system with washer
- Rotary navigation light switch for COLREGS-compliant towing lights
- High amperage 12 VDC terminal posts for jump start or dewatering pumps

## LIGHTING

- LED navigation lights (running and anchor)
- COLREGS-compliant towing lights
- Two (2) red/white dome lights in cabin

## ELECTRONICS, NAVIGATION & COMMUNICATION

- Navigation horn

## CREW COMFORT

- Two (2) ventilation fans

## SAFETY, RESCUE & DIVING EQUIPMENT

- Three (3) fire extinguishers
- Life ring mount
- Cabin dewatering pump, 1100 GPH
- 1100 GPH bilge pump in outboard bracket
- CO detector(s) mounted in cabin
- Telescoping swim ladder mounted on outboard bracket

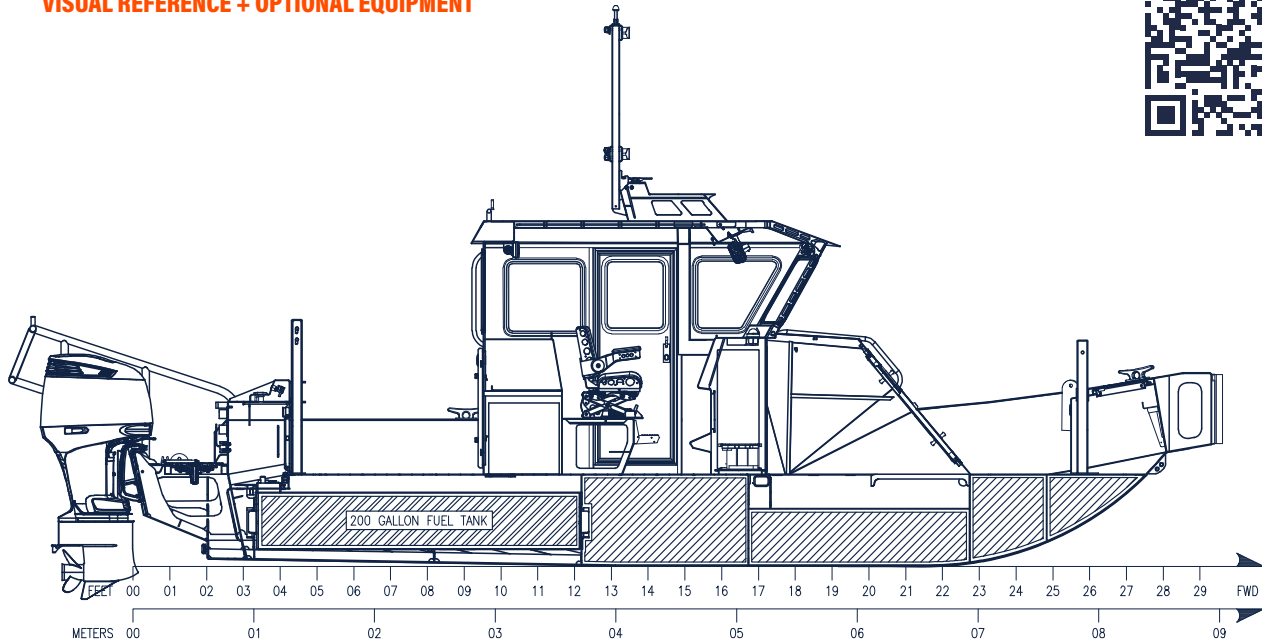
## FUEL SYSTEM

- 200-gallon fuel tank with a formed bottom (1/4" - 5086)
- EPA-compliant fill and vent system with integrated check-valves, refueling vapors through carbon canister



# SAFE 27 WALK AROUND CABIN - TOW BOAT

## VISUAL REFERENCE + OPTIONAL EQUIPMENT



### PROPULSION

- Engines
- Engine(s) Rigging
- Power Assist Steering Upgrade

### CONFIGURATION OPTIONS

- Personnel Recovery Cut-Outs (collar)
- Locker System(s)
- Upgraded Premium Shock Mitigating Crew Seats
- SAFE XDR-2 Upgrade (lines & D-rings)
- Topside/Cabin Paint
- Bottom Paint
- Tow Line Storage Spool/Cover/Line
- Davit/Electric Winch

### ELECTRONICS/LIGHTING

- Navigation Package(s)
- Side Scan Sonar
- Thermal/Low Light Camera Systems
- Loudhailer
- AIS
- Satellite Weather Receiver/Overlay
- VHF/UHF
- Wired/Wireless Intercom System
- EPIRB
- LED Light Bars and Beacon Lights (red/amber)

- Searchlights
- Upgraded LED Flood Lights
- Underwater Dive Lights
- External VHF Speaker on Aft Deck
- Customer Furnished Equipment (CFE) Installation

### CREW COMFORT

- Generator
- Extreme Weather Generator Upgrade
- Air Conditioning
- Diesel Heater
- Shore Power
- Fresh/Raw Water Washdown

### OUTFIT

- Safety Kit
- Docking Kit
- Anchor Kit
- Personnel Flotation Device(s) (PFD)

### TRAILERING

- Trailer with Bow Ladder

### DOCUMENTATION

- Wire Label Package/Diagram(s)
- Drawing Package(s)
- Operator/Repair Manual(s)

### MISCELLANEOUS

- Dive Ladder(s)
- Dive Tank Storage/ HOLDERS
- Dive Light Mast
- Dewatering Pump

*\*All specifications and standard features are subject to change. Not all options are available on all models. Please contact SAFE Sales Department for details.*