

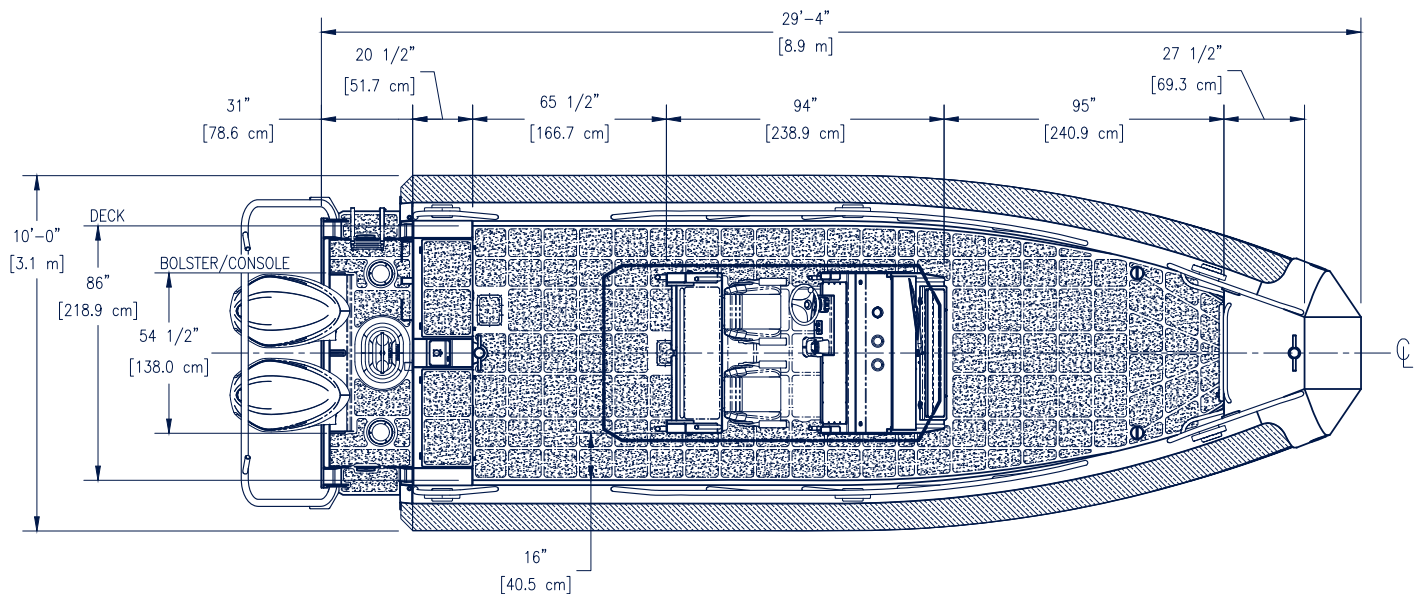
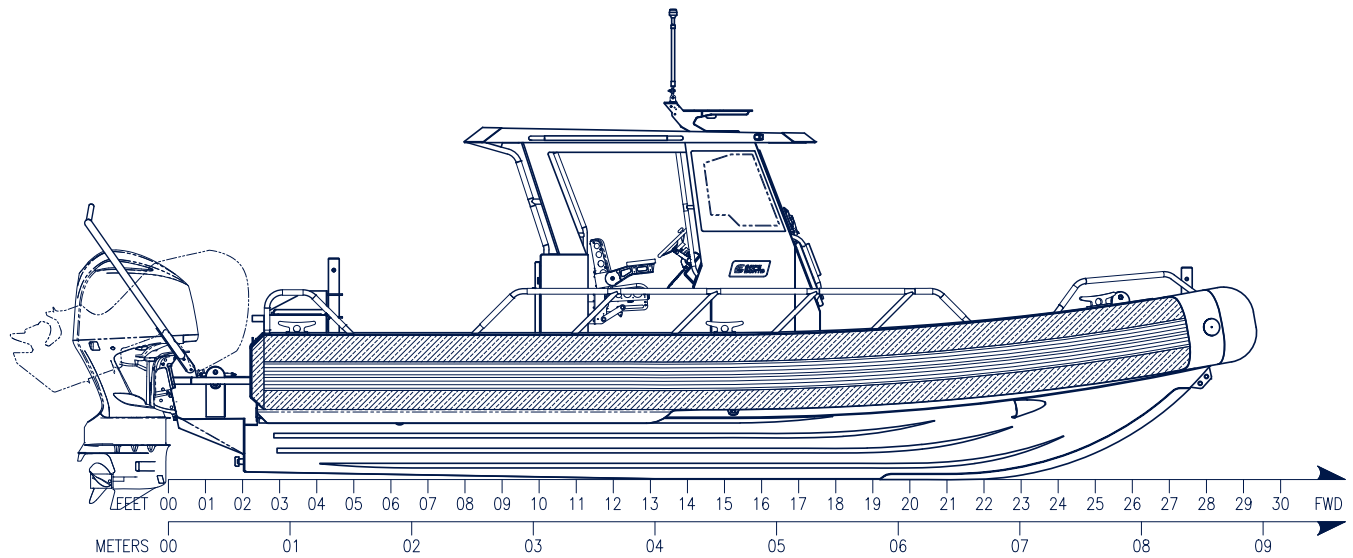
SAFE 27

CENTER CONSOLE



## SAFE 27 CENTER CONSOLE

VISUAL REFERENCE + SPECIFICATIONS



Length Overall (LOA) (feet)	29'-4"
Length Overall (meters)	8.9
Beam Overall (BOA) (feet)	10'
Beam Overall (meters)	3.1
Deadrise at Transom (degrees)	25
Draft (engine trimmed up) (inches)	20"
Max HP	700
Top Speed (knots)	52

Max Range (NM)	270 with 10% reserve
Fuel Cap (gal)	200
Seated Positions	6
Light Ship: dry weight, weight of heaviest engines (lbs)	8,200
Operational Load (lbs)	9,420
Maximum payload: includes personnel, gear, and other customer-specific equipment. Does not include fuel (lbs)	3,470

Height on trailer - Road Transport (feet)	11'-6"
Length on trailer - Road Transport (feet)	40'-4"
Weight on Trailer (lbs)	12,220

*\*All specs, features and GAs shown are subject to change*

## **HULL & DECK**

- 5/16" - 5086 bottom plate
- Reinforced keel beaching plate
- Stepped transom with speed shoe in bottom plate
- Performance wings below collars for increased lift and stabilization while maneuvering
- Fully welded performance lifting strakes
- Self-bailing decks with high-volume scupper drains
- Bow storage/anchor locker with aft-facing door
- Dual aft rigging locker system with topside access
- Transom inspection hatch
- Sacrificial hull anode(s)

## **SUPER STRUCTURE**

- Aluminum T-top with rain capture ring and down spouts to self-bailing deck
- Laminated safety glass windshield and side windows with blow-out resistant gasket
- Safety hand/grab rail system

## **CONSOLE & DASH**

- Port side helm
- OHIP - Over Head Instrument Panel

## **SEATING, SEAT STORAGE & UPHOLSTERY**

- Two (2) flip-up seats with seat belts mounted on bolster storage box
- Aft storage bolster with large aft-facing gasketed aluminum doors

## **COLLAR SYSTEM**

- Patented 100% foam SAFE XDR-1 Extreme Duty Reinforced collar system with black rubstrake
- Available collar colors include: black, blue, gray, orange, green, red

## **COATINGS, COVERINGS & LETTERING**

- Upholstered headliner

## **TOWING, LIFTING & ATTACHMENT POINTS**

- Six (6), 10" cast aluminum weld-on cleats
- Custom fabricated weld-on pick eyes with stainless steel inserts
- Weld-on bow eye with triple stainless steel inserts
- Weld-on transom tie downs
- Fore and aft tow posts with single stainless steel cross pin
- Motor guard/tow line guide

## **ELECTRICAL SYSTEM & POWER GENERATION**

- House battery system 12VDC - one (1) marine-grade battery with switch
- Backlit switch panel with marine-grade switches
- Four (4) 12VDC power receptacles - two (2) on dash and two (2) on arch
- Self-parking, intermittent windshield wiper system with washer

## **LIGHTING**

- LED navigation lights (running and anchor)
- Independently controlled interior/exterior dimmable LED walkway lights
- Red/white overhead dome light

## **ELECTRONICS, NAVIGATION & COMMUNICATION**

- Navigation horn

## **SAFETY, RESCUE & DIVING EQUIPMENT**

- Two (2) fire extinguishers
- Life ring mount
- Telescoping swim ladder mounted on outboard bracket

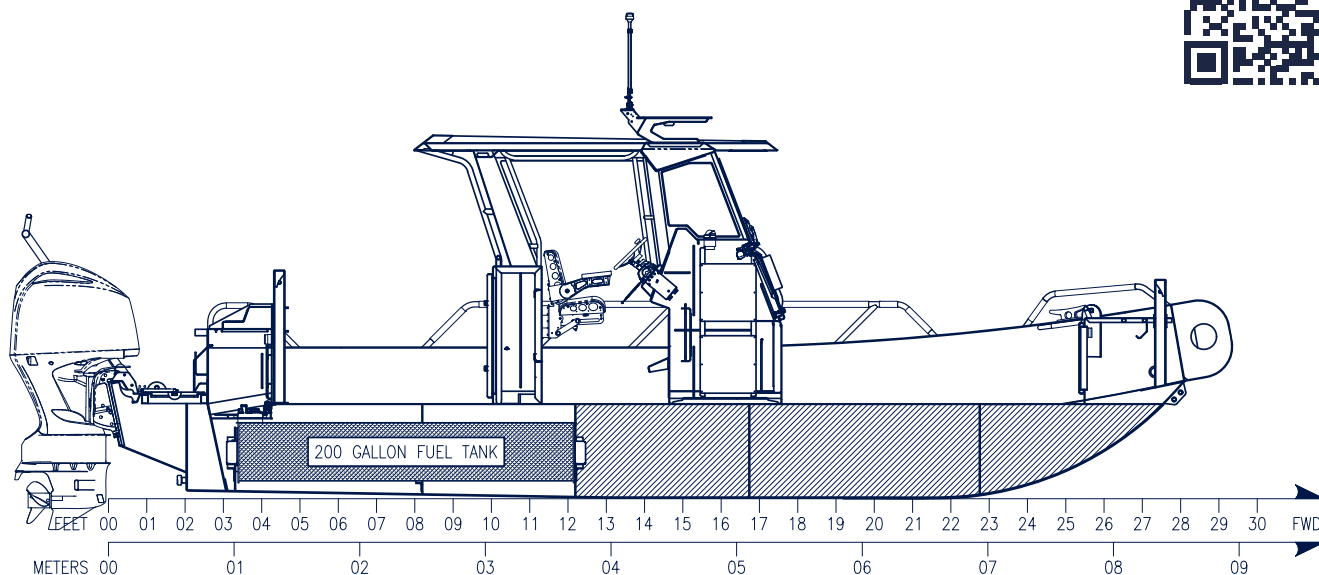
## **FUEL SYSTEM**

- 200-gallon fuel tank with a formed bottom (1/4" - 5086)
- EPA-compliant fill and vent system with integrated check-valves, refueling vapors through carbon canister



## SAFE 27 CENTER CONSOLE

VISUAL REFERENCE + OPTIONAL EQUIPMENT



### PROPULSION

- Engines
- Engine(s) Rigging
- Power Assist Steering Upgrade

### CONFIGURATION OPTIONS

- Seat Storage Locker Forward of Console
- Flip-Up Seat Forward of Console
- Aft-facing Seat Bolster
- Canvas Helm Enclosure
- Bimini Top
- Bow Cover
- Personnel Recovery Cut-Outs (collar)
- Hydraulically Actuated Drop Bow
- Reinforced Push Knees
- Locker System(s)
- Shock Mitigating Bolster Mounted Crew Seats
- SAFE XDR-2 Upgrade (lines & D-rings)
- Topside/Cabin Paint
- Bottom Paint
- Tow Spool/Cover/Line
- Davit/Electric Winch
- Engine Guard/Tow Line Guide (standard on some models)
- Tow Post(s) (standard on some models)

### ELECTRONICS/LIGHTING

- Navigation Package(s)
- Side Scan Sonar
- Thermal/Low Light Camera Systems
- Loudhailer
- AIS
- Satellite Weather Receiver/Overlay
- VHF/UHF
- Wired/Wireless Intercom System
- EPIRB
- Chemical Biological Radiological Nuclear Detection Equipment (CBRNE)
- Law Enforcement Lighting Strobes/Bars (blue/red/amber)
- Searchlights
- Upgraded Flood Lights
- Underwater Dive Lights
- Laptop Mounting/Docking station(s)
- Shore Power
- Diesel Heater
- Customer Furnished Equipment (CFE) Installation

### OUTFIT

- Safety Kit
- Docking Kit
- Anchor Kit
- Personnel Flotation Device(s) (PFD)

### TRAILERING

- Trailer
- Rolling Ship Yard Cradle

### DOCUMENTATION

- Wire Label Package/Diagram(s)
- Drawing Package(s)
- Operator/Repair Manual(s)

### MISCELLANEOUS

- Fresh/Raw Water Washdown
- Dive Ladder(s)
- Dive Tank Storage/Holders
- Dive Light Mast
- Tow Light Mast
- Gun Locks/Locker(s)
- Fire Fighting Pump/Engine Systems

*\*All specifications and standard features are subject to change. Not all options are available on all models. Please contact SAFE Sales Department for details.*