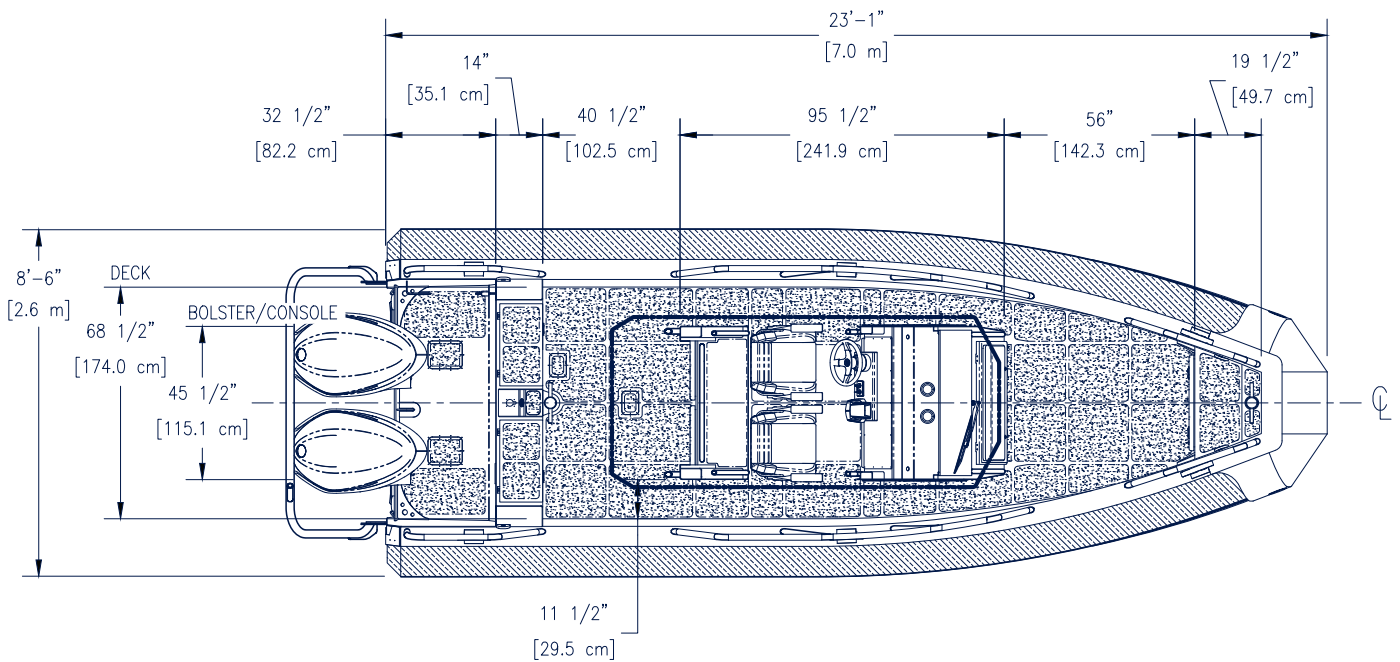
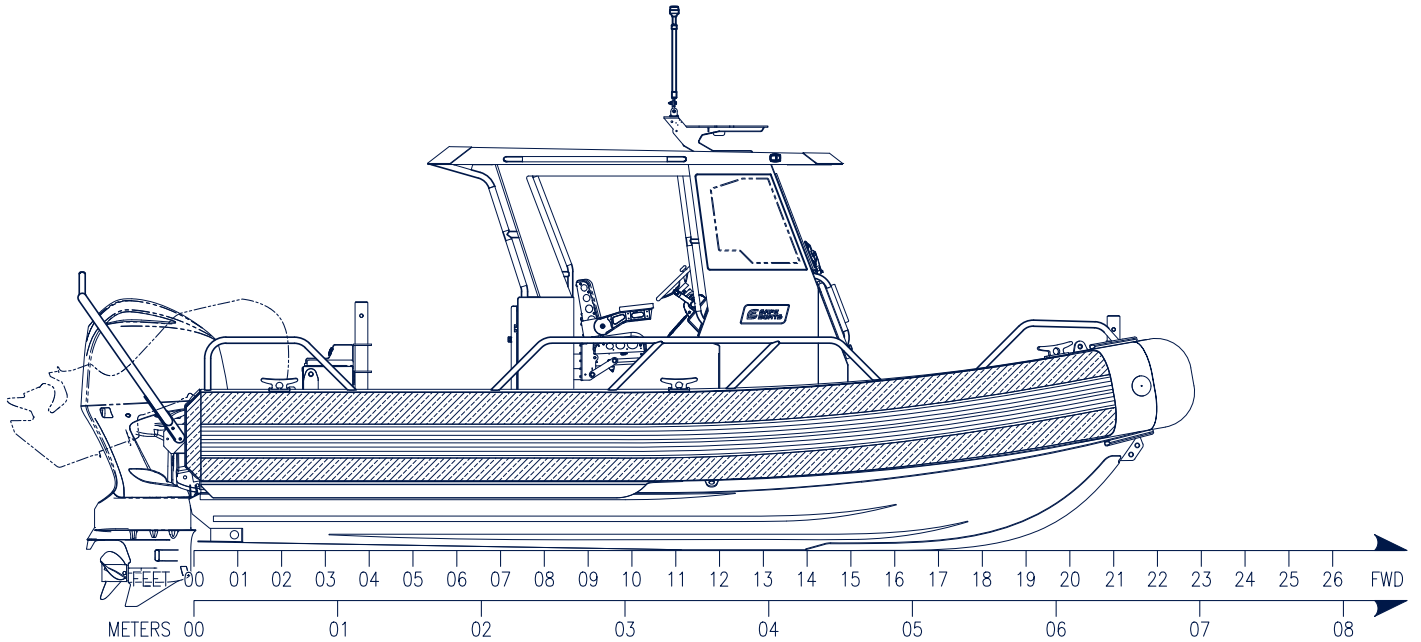


SAFE 23

CENTER CONSOLE



SAFE 23 CENTER CONSOLE
VISUAL REFERENCE + SPECIFICATIONS



Length Overall (LOA) (feet)	23'-0"
Length Overall (meters).....	7.0
Beam Overall (BOA) (feet)	8'-6"
Beam Overall (meters).....	2.6
Deadrise at Transom (degrees).....	25
Draft (engine trimmed up) (inches).....	19"
Max HP	400
Top Speed (knots)	48

Max Range (NM)	180 with 10% reserve
Fuel Cap (gal)	100
Seated Positions.....	6
Light Ship: dry weight, weight of heaviest engines (lbs).....	5,400
Operational Load (lbs)	6,010
Maximum payload: includes personnel, gear, and other customer-specific equipment.	
Does not include fuel (lbs)	2,300

Height on trailer - Road Transport (feet)	11'-6"
Length on trailer - Road Transport (feet)	32'-6"
Weight on Trailer (lbs)	7,950

**All specs, features and GAs shown are subject to change*

HULL & DECK

- 1/4" - 5086 bottom plate
- Reinforced keel beaching plate
- Notched transom with speed shoe in bottom plate
- Performance wings below collars for increased lift and stabilization while maneuvering
- Fully welded performance lifting strakes
- Self-bailing decks with high-volume scupper drains
- Bow storage/anchor locker with aft-facing door
- Dual aft rigging locker system with topside access
- Sacrificial hull anode(s)

SUPER STRUCTURE

- Aluminum T-top with rain capture ring and down spouts to self-bailing deck
- Laminated safety glass windshield and side windows with blow-out resistant gasket
- Safety hand/grab rail system

CONSOLE & DASH

- Port side helm
- OHIP - Over Head Instrument Panel

SEATING, SEAT STORAGE & UPHOLSTERY

- Two (2) flip up seats with seat belts mounted on bolster storage box
- Aft storage bolster with large aft-facing gasketed aluminum doors

COLLAR SYSTEM

- Patented 100% foam SAFE XDR-1 Extreme Duty Reinforced collar system with black rubstrake
- Available collar colors include: black, blue, gray, orange, green, red

COATINGS, COVERINGS & LETTERING

- Upholstered headliner

TOWING, LIFTING & ATTACHMENT POINTS

- Six (6), 10" cast aluminum weld-on cleats
- Bow and stern lifting eyes
- Weld-on bow eye with dual stainless steel inserts
- Weld-on transom tie downs

ELECTRICAL SYSTEM & POWER GENERATION

- House battery system 12VDC - one (1) marine-grade battery with switch
- Backlit switch panel with marine-grade switches
- Four (4) 12VDC power receptacles - two (2) on dash and two (2) on arch
- Self-parking, intermittent windshield wiper system with washer

LIGHTING

- LED navigation lights (running and anchor)
- Independently controlled interior/exterior dimmable LED walkway lights
- Red/white overhead dome light

ELECTRONICS, NAVIGATION & COMMUNICATION

- Navigation horn

SAFETY, RESCUE & DIVING EQUIPMENT

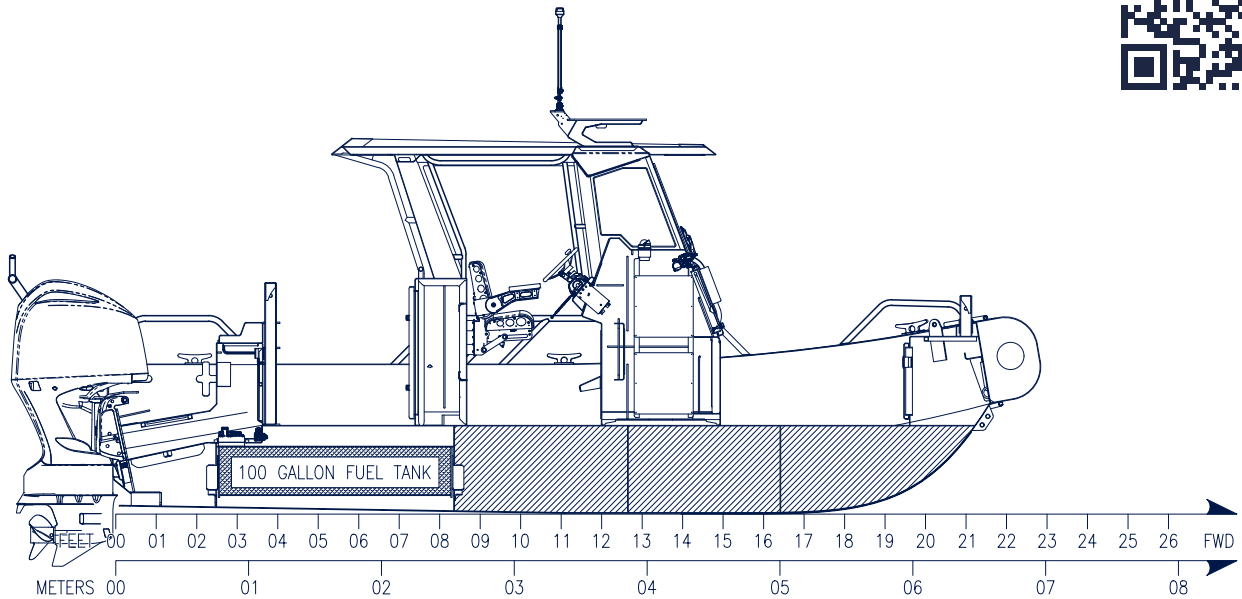
- Two (2) fire extinguishers
- Life ring mount

FUEL SYSTEM

- 100-gallon fuel tank with a formed bottom (1/4" - 5086)
- EPA-compliant fill and vent system with integrated check-valves, refueling vapors through carbon canister



SAFE 23 CENTER CONSOLE
VISUAL REFERENCE + OPTIONAL EQUIPMENT



PROPULSION

- Engines
- Engine(s) Rigging
- Power Assist Steering Upgrade

CONFIGURATION OPTIONS

- Seat Storage Locker Forward of Console
- Flip-Up Seat Forward of Console
- Aft-facing Seat Bolster
- Canvas Helm Enclosure
- Bimini Top
- Bow Cover
- Personnel Recovery Cut-Outs (collar)
- Hydraulically Actuated Drop Bow
- Reinforced Push Knees
- Locker System(s)
- Shock Mitigating Bolster Mounted Crew Seats
- SAFE XDR-2 Upgrade (lines & D-rings)
- Topside/Cabin Paint
- Bottom Paint
- Tow Spool/Cover/Line
- Davit/Electric Winch
- Engine Guard/Tow Line Guide (standard on some models)
- Tow Post(s) (standard on some models)

ELECTRONICS/LIGHTING

- Navigation Package(s)
- Side Scan Sonar
- Thermal/Low Light Camera Systems
- Loudhailer
- AIS
- Satellite Weather Receiver/Overlay
- VHF/UHF
- Wired/Wireless Intercom System
- EPIRB
- Chemical Biological Radiological Nuclear Detection Equipment (CBRNE)
- Law Enforcement Lighting Strobes/Bars (blue/red/amber)
- Searchlights
- Upgraded flood Lights
- Underwater Dive Lights
- Laptop Mounting/Docking station(s)
- Shore Power
- Diesel Heater
- Customer Furnished Equipment (CFE) Installation

OUTFIT

- Safety Kit
- Docking Kit
- Anchor Kit
- Personnel Flotation Device(s) (PFD)

TRAILERING

- Trailer
- Rolling Ship Yard Cradle

DOCUMENTATION

- Wire Label Package/Diagram(s)
- Drawing Package(s)
- Operator/Repair Manual(s)

MISCELLANEOUS

- Fresh/Raw Water Washdown
- Dive Ladder(s)
- Dive Tank Storage/holders
- Dive Light Mast
- Tow Light Mast
- Gun Locks/Locker(s)
- Fire Fighting Pump/Engine Systems

**All specifications and standard features are subject to change. Not all options are available on all models. Please contact SAFE Sales Department for details.*